

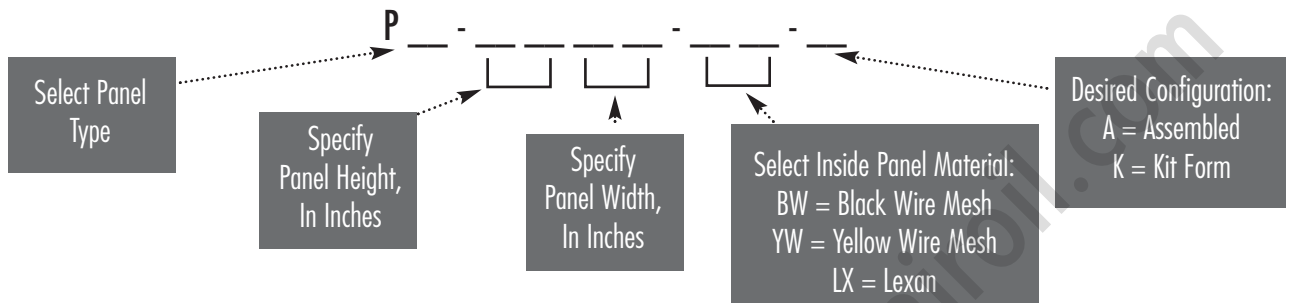
How To Order *FastFrames* Panels & Doors

Step 1

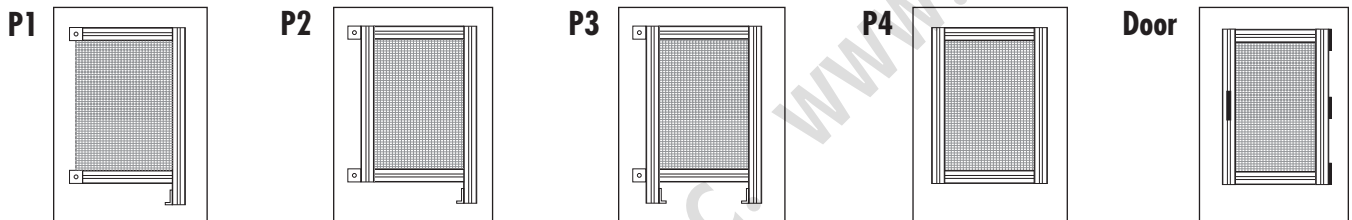
PANELS: Specify the size/type you need:

- Standard panel heights are 40", 60", 72" and 84".
- Standard panel widths are 18", 24", 30" and 36".
- Panels include connectors for panel-to-panel fastening, floor mount anchors, and corner fastening.

Panel Ordering Model Number:



Panel & Door Configurations include:



- All panels and doors are constructed of 1.5" x 1.5" extruded aluminum profiles for strength and rigidity.
- Available inside materials include:
 - 1" x 1" black or yellow PVC-coated wire mesh
 - 1/4" thick clear Lexan

Ordering Example:

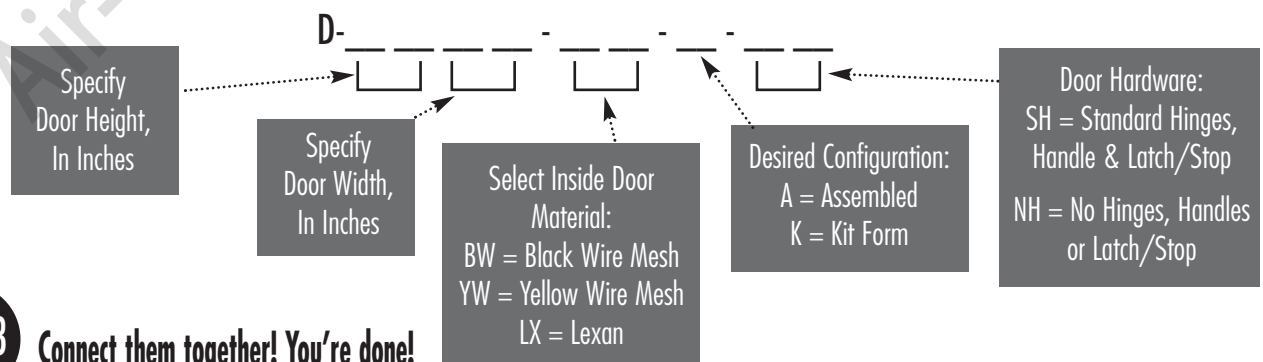
P3-7236-YW-A is a 72" high, 36" wide panel, fully assembled with yellow wire mesh and 2 floor mounts.

Step 2

DOORS: Specify the size/type you need

- Standard door heights are 34", 54", 66" and 78".
- Standard door widths are 24", 30" and 36".
- Doors include hinges, latch, doorstop and handle
- Note:** 36" wide doors with heights over 50" include a center crossbeam for added rigidity.

Door Ordering Model Number:



Step 3

Connect them together! You're done!

[CUSTOM SIZES AND CONFIGURATIONS AVAILABLE]