

**ULTRA-AIR<sup>®</sup>**

**NUMATICS<sup>®</sup>**

*We're everywhere you need us to be!*

## Ultra Air Refrigerated Dryers

# Leading the industry for over 50 years



For over half a century, Numatics has made automation possible. Since 1945, Numatics has developed and manufactured pneumatic components for automated machinery used in all branches of industry. Numatics gained its worldwide reputation with the precision lapped spool and sleeve assembly. As the market changed, Numatics began to expand its product line to include a wide range of pneumatic products and acquired Ultra-Air Products.

In 1999, Numatics established the Air Preparation Group, which includes Ultra-Air, Numatics FRL, and Micro-Filtration. Numatics Air Preparation Group manufactures air preparation equipment including refrigerated, regenerative, deliquescent, and membrane dryers, after coolers, filters, regulators, lubricators, and a wide variety of filtration media. By combining Ultra-Air's experience with air dryers and Numatics' vast resources, we are creating continuous improvement of existing product and aggressively developing new technology.

## Why an Ultra Air UA Series Refrigerated Air Dryer?

### Moisture

Moisture can cause major problems in a processing plant. Protect your plant against moisture with an Ultra Air Refrigerated Air Dryer.

In this day and age, dry, clean compressed air is not a luxury, but a necessity. Today's plant operators spend more time and money than ever before trying to increase their facilities' efficiency and productivity. By removing moisture from your compressed air system, an air dryer enables pneumatic instruments and controls to work properly, preventing corrosion of internal parts that result in malfunctions and downtime. The end result is improved efficiency, productivity, and overall company profitability.

### Gallons of Water Entering Your System Per Day Per 100 SCFM

Degrees		% Humidity								
°F	°C	20	30	40	50	60	70	80	90	
120	48.9	18.6	27.9	37.2	46.5	55.8	65.1	74.4	83.7	
110	43.3	14.1	21.0	27.9	35.1	42.0	48.9	55.8	63.0	
100	37.8	10.5	15.6	20.7	26.1	31.2	36.6	41.7	46.8	
90	32.2	7.8	11.4	15.3	19.2	23.1	26.7	30.6	34.5	
80	26.7	5.7	8.4	11.1	13.8	16.8	19.5	22.2	24.9	
70	21.1	3.9	6.0	7.8	9.9	12.0	13.8	15.9	18.0	

In order to compress air for industrial use, your compressor typically compresses approximately 7 cubic feet of ambient air into 1 cubic foot at 100 psig. The net result is seven times as much moisture and contamination inside your compressed air lines as outside. If not removed, this moisture and contamination will mix with hot lubricants forming an acidic substance that will cause premature failure of your pneumatic tools and equipment.

Refrigerated air dryers use refrigerant to lower the temperature of compressed air, therefore lowering its dew point. As the air temperature and dew point drop, the moisture condenses into a liquid and is separated from your compressed air and drained away. The end result is cool, clean, dry compressed air ready to work for you and not damage your pneumatic equipment.

### Quality

Every dryer utilizes only top quality components and is designed and built to give the customer years of uninterrupted service and long life.

### Energy Efficiency

Every dryer is designed with energy savings in mind. All components are properly sized to assure that no energy is wasted. All copper, smooth tube-in-tube heat exchanger design provides excellent heat transfer and low pressure drops assuring LOW operating costs.

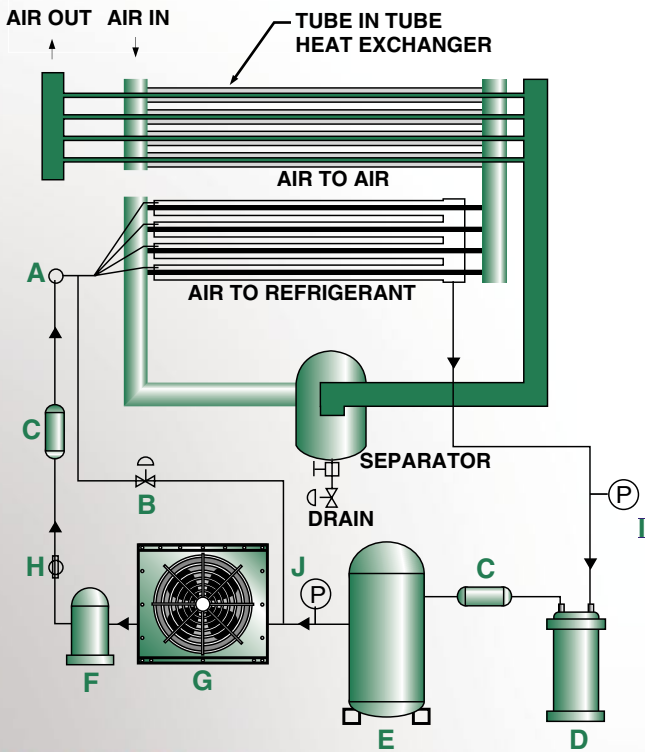
### Overall Cost Effectiveness

Only simple, yet proven, reliable and readily available components are used in every dryer. By using these components, costs are kept low, while quality and reliability remain high.

## Ultra Air Refrigerated Dryers

# Refrigeration System

The UA Series refrigeration system is designed to operate under adverse conditions. From zero-load to full-load; even during seasonal temperature changes. The systems are designed to automatically adjust to the ever changing industrial environment.



- A. Thermostatic Expansion Valve
- B. Hot Gas Bypass Valve
- C. Suction and Liquid Line Filtration
- D. Suction Line Accumulator
- E. Non-Cycling Hermetically Sealed Compressor
- F. Receiver Tank
- G. Condenser
- H. Refrigerant Sight Glass
- I. Suction Pressure Gauge
- J. Discharge Pressure Gauge
- K. High/Low Refrigerant Pressure Shutdown (not shown)

Note: Above flow schematic is for a 400 SCFM and larger dryer.

## Control Panels

### STANDARD CONTROL PANEL UA 100 THRU UA 2000



#### Monitors:

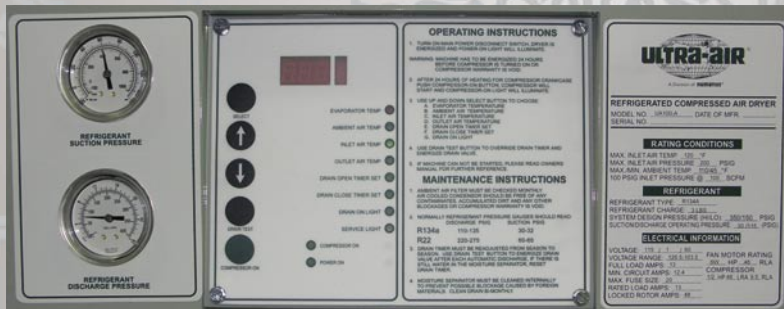
- Power Light
- Drain On Light
- Refrigerant Suction (Gauge)
- Refrigerant Discharge (Gauge)

#### Controls:

- Dryer On/Off Switch and Light
- Push to Test Drain Button
- Drain Open Time
- Drain Closed Time

The standard control panel for 10 - 75 models include a power on/off switch, power on light, and refrigerant suction gauge.

### OPTIONAL ELECTRONIC CONTROL PANEL AND MONITORING SYSTEM (UA100 - UA2000)



#### Monitors:

- Outlet Air Temperature
- Inlet Air Temperature
- Ambient Air Temperature
- Evaporator Temperature
- Refrigerant Suction (Gauge)
- Refrigerant Discharge (Gauge)
- Power Light
- Drain On Light

#### Controls:

- Compressor On Switch
- Push to Test Drain Button
- Electronic Drain Open Time
- Electronic Drain Closed Time

# Ultra Air Refrigerated Dryers

## Selecting The Proper Dryer

Air dryer rated capacities are based on 100°F inlet temperature, 100 PSIG inlet pressure, and 100°F ambient temperature. Capacities will vary based on actual operating conditions. For varying conditions, use the formula below.

## Dryer Correction Factors

Inlet Air Temp (°F/°C)	Inlet Air Pressure (PSIG/BAR)								Ambient Air Temp*(°F/°C)	Correction Factor
	80/5.5	90/6.2	100/6.8	110/7.5	125/8.6	150/10.3	200/13.7	230/15.8		
	Flow (% of rated capacity)								80/27	1.12
80/27	120	128	135	138	143	149	158	161	90/32	1.06
90/32	108	115	121	124	127	127	142	144	100/38	1.00
100/38	89	95	100	102	106	106	117	119	110/43	0.94
110/43	66	70	74	75	78	78	87	88		
120/49	50	53	56	57	59	59	66	67		
130/54	40	43	46	46	48	48	54	55		

**Example:** To calculate the capacity of model UA300 at 90°F inlet temperature, 120 PSIG inlet pressure, and 100°F ambient temperature:

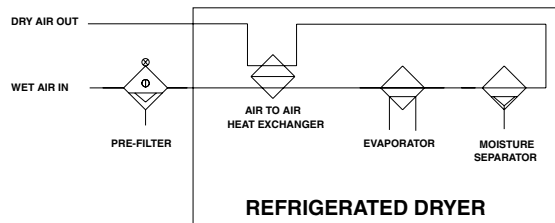
SCFM	Inlet air temp. C/F	Inlet pressure C/F	Ambient temp. C/F	Actual SCFM Capacity
Dryer capacity 300	X 1.15	X 1.04	X 1.0	= 358.8

## Optional FILTER-PAK Filtration Systems

Any Refrigerated dryer ordered with a filter pak system automatically receives a 5 year compressor warranty.

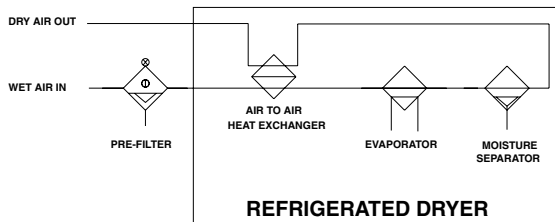
### Roto-Pak™ 0.3 micron coalescing filter

- 0.3 micron absolute-rated filter
- Mounted on dryer inlet
- Included differential pressure gauge
- Included isolation valve/strainer
- Included electronic drain valve



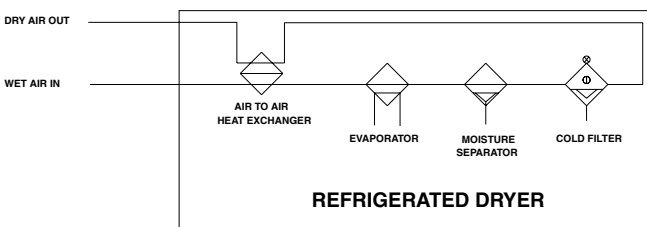
### Recip-Pak™ 0.3 micron coalescing filter with prefilter

- 0.3 micron absolute-rated filter
- Mounted on dryer inlet
- Included differential pressure gauge
- Included isolation valve/strainer
- Included electronic drain valve



### Oilless-Pak™ 0.3 micron coalescing filter

- 0.3 micron absolute-rated filter
- Mounted just past the water separator at the coldest point on the heat exchanger
- Included differential pressure gauge
- Included isolation valve/strainer
- Included electronic drain valve

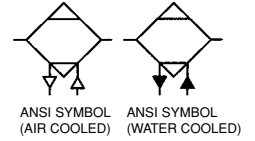


## Specifications

- Water vapor 550 ppm @ 35-39°F dew point
- Maximum oil carryover: .01 ppm
- Removes particles down to .01 micron

# UA10-75

UA10,UA20,UA25,UA45,UA55,UA75 Series



UA45 pictured

## Application

Refrigerated air dryers use refrigeration to lower the temperature of compressed air, which condenses humidity into water, eliminating it, and creating a 39°F pressure dew point. This guarantees no condensation will be present at the point of expansion. By removing moisture, overall maintenance costs are lowered by 15-25%, meaning less downtime and assuring high-quality products. With the addition of a properly sized filter, dryer life will be extended and the added cleanliness of the compressed air will insure much longer life of tools and pneumatic devices.

## Features

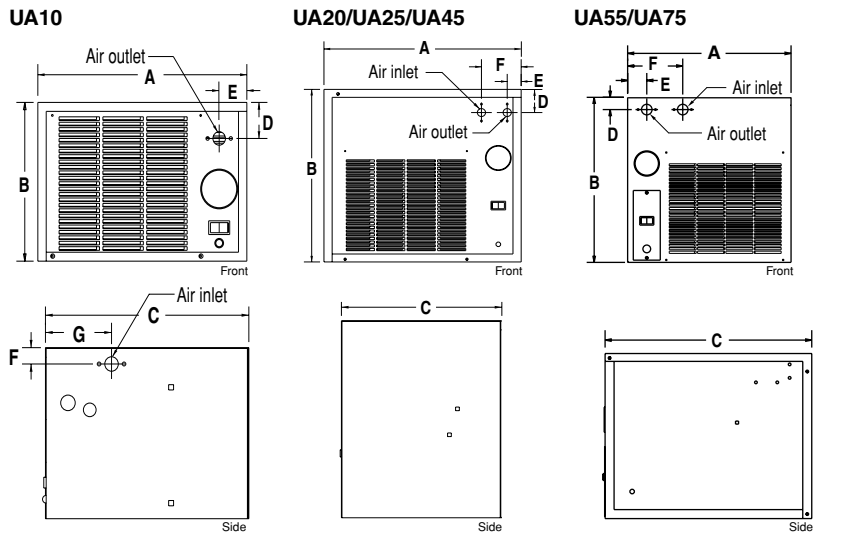
- All copper/overlapping (T-T design) heat exchanger
- 2 year warranty, 10 year warranty on heat exchanger
- Steel cabinet with durable powder coated gloss finish
- Uses R134A refrigerant
- Standard 8' power cord
- Maximum working pressure 230 PSIG
- Made in the USA
- US and Canadian U.L. approved

## Specifications

Model #	Condensing units compressor H.P.	SCFM Inlet air capacity Air cooled condenser		Water cooled condenser		GPM water requirements		Air in/out	Dimensions (millimeters in parenthesis)		
		Pressure dew point 39°F	Pressure dew point 50°F	Pressure dew point 39°F	Pressure dew point 50°F	@75°F	@85°F		L	W	H
UA10	1/6	10	15	N/A	N/A	N/A	N/A	1/2 NPT	15.5 (394)	14 (356)	11 (279)
UA20	1/5	20	22	N/A	N/A	N/A	N/A	1/2 NPT	21.1 (536)	15 (381)	19 (483)
UA25	1/4	25	39	N/A	N/A	N/A	N/A	1/2 NPT	21.1 (536)	15 (381)	19 (483)
UA45	1/4	45	55	N/A	N/A	N/A	N/A	1/2 NPT	21.1 (536)	15 (381)	19 (483)
UA55	1/3	55	65	59	70	.49	.99	3/4 NPT	23 (584)	18.2 (462)	18.4 (467)
UA75	1/2	75	99	80	118	.75	1.5	3/4 NPT	23 (584)	18.2 (462)	18.4 (467)

Note: UA75 ordered in C, D or E voltages use a UA100 cabinet, 1 1/2 HP compressor, and R22 refrigerant

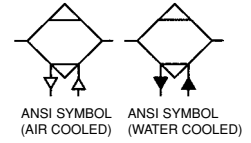
## Dimensions in inches (millimeters in parenthesis)



	A	B	C	D	E	F	G
UA10	15.5 (394)	11.0 (279)	14.0 (356)	2.5 (64)	2.1 (53)	1.1 (28)	4.6 (117)
UA20-UA45	21.1 (536)	19.0 (483)	15.0 (381)	2.6 (66)	1.5 (38)	4.2 (107)	NA
UA55-UA75	18.2 (462)	18.4 (467)	23.0 (584)	1.4 (36)	2.1 (53)	6.1 (155)	NA

# UA100-300

UA100,UA125,UA150,UA200,UA250,UA300 Series



UA100 pictured

## Application

Refrigerated air dryers use refrigeration to lower the temperature of compressed air, which condenses humidity into water, eliminating it, and creating a 39°F pressure dew point. This guarantees no condensation will be present at the point of expansion. By removing moisture, overall maintenance costs are lowered by 15-25%, meaning less downtime and assuring high-quality products. With the addition of a properly sized filter, dryer life will be extended and the added cleanliness of the compressed air will insure much longer life of tools and pneumatic devices.

## Features

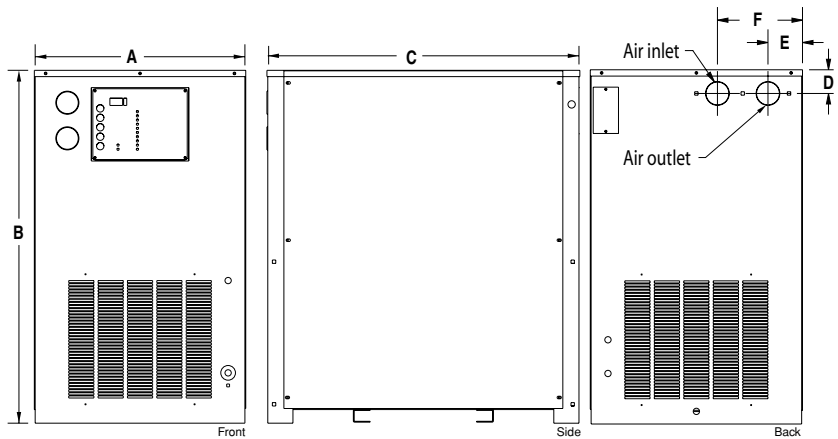
- All copper/overlapping (T-T design) heat exchanger
- 2 year warranty, 10 year warranty on heat exchanger
- Steel cabinet with durable powder coated gloss finish
- Uses R134A (1 Phase) or R22 (3 Phase)
- Voltage: 115/1/60, 230/1/60, 230/3/60, 460/3/60, 575/3/60
- Maximum working pressure 230 PSIG
- Made in the USA
- US and Canadian U.L. approved

## Specifications

Model #	Condensing units compressor H.P.	SCFM Inlet air capacity Air cooled condenser		Water cooled condenser		GPM water requirements		Air in/out	Dimensions (millimeters in parenthesis)		
		Pressure dew point 39°F	50°F	39°F	50°F	@75°F	@85°F		L	W	H
UA100	1/2	100	147	107	157	.75	1.5	1 1/2 NPT	37.3 (947)	25.2 (640)	42.1 (1069)
UA125	3/4	125	184	134	197	1.13	2.25	1 1/2 NPT	37.3 (947)	25.2 (640)	42.1 (1069)
UA150	3/4	150	221	161	237	1.13	2.25	1 1/2 NPT	37.3 (947)	25.2 (640)	42.1 (1069)
UA200	1	200	294	214	314	1.5	3.0	1 1/2 NPT	37.3 (947)	25.2 (640)	42.1 (1069)
UA250	1 1/2	250	368	268	394	2.25	4.5	2 NPT	37.3 (947)	25.2 (640)	42.1 (1069)
UA300	1 1/2	300	441	321	472	2.25	4.5	2 NPT	37.3 (947)	25.2 (640)	42.1 (1069)

Note: UA100-UA200 ordered in C, D or E voltages use a 1 1/2 HP compressor

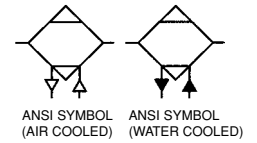
## Dimensions in inches (millimeters in parenthesis)



	A	B	C	D	E	F
UA100-UA300	25.2 (640)	42.1 (1069)	37.3 (947)	2.8 (71)	4.1 (104)	10.1 (257)

# UA400-1200

UA400,UA500,UA625,UA800,UA1000,UA1200 Series



UA625 pictured

## Application

Refrigerated air dryers use refrigeration to lower the temperature of compressed air, which condenses humidity into water, eliminating it, and creating a 39°F pressure dew point. This guarantees no condensation will be present at the point of expansion. By removing moisture, overall maintenance costs are lowered by 15-25%, meaning less downtime and assuring high-quality products. With the addition of a properly sized filter, dryer life will be extended and the added cleanliness of the compressed air will insure much longer life of tools and pneumatic devices.

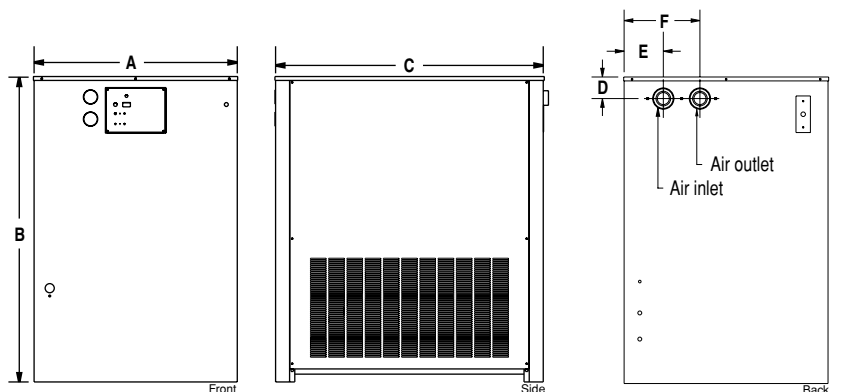
## Features

- All copper/overlapping (T-T design) heat exchanger
- 2 year warranty, 10 year warranty on heat exchanger
- Steel cabinet with durable powder coated gloss finish
- Uses R22 refrigerant
- Available voltage: 208/230/60, 460/3/60, 575/3/60
- Maximum working pressure 230 PSIG (150 PSIG for UA1200)
- Made in the USA
- US and Canadian U.L. approved

## Specifications

Model #	Condensing units compressor H.P.	SCFM Inlet air capacity Air cooled condenser		Water cooled condenser		GPM water requirements		Air in/out	Dimensions (millimeters in parenthesis)		
		39°F	50°F	39°F	50°F	@75°F	@85°F		L	W	H
UA400	2	400	588	428	629	3.0	6.0	3 NPT	51.7 (1313)	39.2 (996)	58.5 (1486)
UA500	3	500	735	535	786	4.5	9.0	3 NPT	51.7 (1313)	39.2 (996)	58.5 (1486)
UA625	3	625	750	669	803	4.5	9.0	3 NPT	51.7 (1313)	39.2 (996)	58.5 (1486)
UA800	4	800	1176	856	1258	6.0	12.0	3 NPT	56.8 (1443)	40.4 (1026)	66.9 (1699)
UA1000	5	1000	1470	1070	1573	7.5	15.0	3 NPT	56.8 (1443)	40.4 (1026)	66.9 (1699)
UA1200	6	1200	1764	1284	1887	9.0	18.0	3 NPT	56.8 (1443)	40.4 (1026)	66.9 (1699)

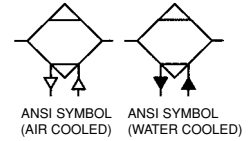
## Dimensions in inches (millimeters in parenthesis)



	A	B	C	D	E	F
UA400-UA625	39.2 (996)	58.5 (1486)	51.7 (1313)	4.1 (104)	7.5 (191)	14.5 (368)
UA800-UA1200	40.4 (1026)	66.9 (1699)	56.8 (1443)	4.1 (104)	7.5 (191)	14.5 (368)

# UA1600-2000

UA1600,UA1750,UA2000 Series



UA1750 pictured

## Application

Refrigerated air dryers use refrigeration to lower the temperature of compressed air, which condenses humidity into water, eliminating it, and creating a 39°F pressure dew point. This guarantees no condensation will be present at the point of expansion. By removing moisture, overall maintenance costs are lowered by 15-25%, meaning less downtime and assuring high-quality products.

With the addition of a properly sized filter, dryer life will be extended and the added cleanliness of the compressed air will insure much longer life of tools and pneumatic devices.

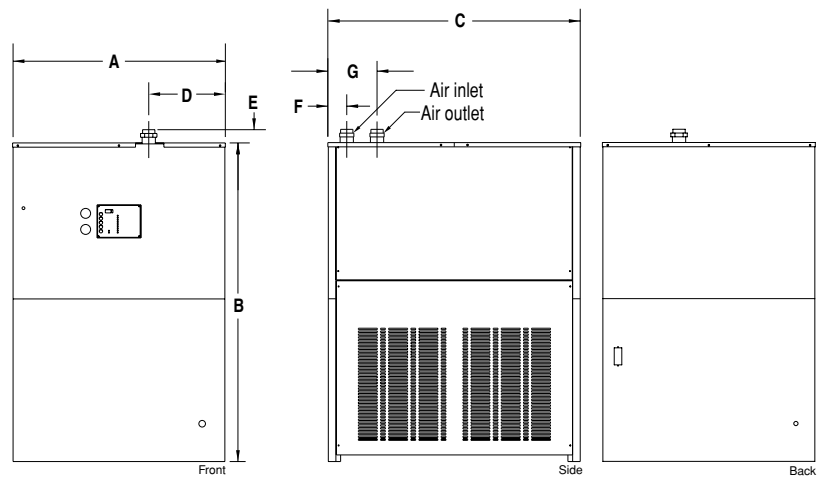
## Features

- All copper/overlapping (T-T design) heat exchanger
- 2 year warranty, 10 year warranty on heat exchanger
- Steel cabinet with durable powder coated gloss finish
- Uses R22 Refrigerant
- Available voltage: 230/3/60, 460/3/60, 575/3/60
- Maximum working pressure 150 PSIG
- Made in the USA
- US and Canadian U.L. approved

## Specifications

Model #	Condensing units compressor H.P.	SCFM Inlet air capacity Air cooled condenser		Water cooled condenser		GPM water requirements		Air in/out	Dimensions (millimeters in parenthesis)		
		39° F	50° F	39° F	50° F	@75° F	@85° F		L	W	H
UA1600	7 1/2	1600	2352	1712	2517	11.25	22.5	4 NPT	66.5 (1689)	56 (1422)	84.3 (2141)
UA1750	10	1750	2100	1873	2247	15.0	30.0	4 NPT	66.5 (1689)	56 (1422)	84.3 (2141)
UA2000	10	2000	2940	2140	3146	15.0	30.0	4 NPT	66.5 (1689)	56 (1422)	84.3 (2141)

## Dimensions in inches (millimeters in parenthesis)



	A	B	C	D	E	F	G
UA1600-UA2000	56.0 (1422)	84.3 (2141)	66.5 (1689)	20.3 (516)	3.5 (89)	5 (127)	13 (330)

# Ultra Air Refrigerated Dryers

## Ultra Air Refrigerated Dryer Specification Chart

REFRIGERANT	ULTRA AIR MODEL NUMBER	CONDENSING UNITS COMPRESSOR H.P.	SCFM INLET AIR CAPACITY		AIR COOLED CONDENSER		WATER COOLED CONDENSER		GPM WATER REQUIREMENTS		MAX. WORK PRESSURE	VOLTAGES					AIR IN/OUT	APPROX SHIP WGT. LBS
			PRESSURE DEW POINT		PRESSURE DEW POINT		@ 75°F	@ 85°F	A	B		C	D	E				
			39°F	50°F	39°F	50°F												
R134A (1 Phase Only)	UA10	1/6	10	15	N/A	N/A	N/A	N/A	230	•						1/2 NPT	67	
	UA20	1/5	20	22	N/A	N/A	N/A	N/A	230	•						1/2 NPT	100	
	UA25	1/4	25	39	N/A	N/A	N/A	N/A	230	•						1/2 NPT	106	
	UA45	1/4	45	55	N/A	N/A	N/A	N/A	230	•						1/2 NPT	110	
	UA55	1/3	55	65	59	70	.49	.99	230	•						3/4 NPT	130	
	UA75	1/2	75	99	80	118	.75	1.5	230	•	•	•	•	•		3/4 NPT	150	
	UA100	1/2	100	147	107	157	.75	1.5	230	•	•	•	•	•		1-1/2 NPT	300	
	UA125	3/4	125	184	134	197	1.13	2.25	230	•	•	•	•	•		1-1/2 NPT	365	
	UA150	3/4	150	221	161	237	1.13	2.25	230	•	•	•	•	•		1-1/2 NPT	375	
	UA200	1	200	294	214	314	1.5	3.0	230	•	•	•	•	•		1-1/2 NPT	390	
R22	UA250	1-1/2	250	368	268	394	2.25	4.5	230		•	•	•		2 NPT	475		
	UA300	1-1/2	300	441	321	472	2.25	4.5	230		•	•	•		2 NPT	500		
	UA400	2	400	588	428	629	3.0	6.0	230		•	•	•		3 NPT	800		
	UA500	3	500	735	535	786	4.5	9.0	230		•	•	•		3 NPT	825		
	UA625	3	625	750	669	803	4.5	9.0	230		•	•	•		3 NPT	850		
	UA800	4	800	1176	856	1258	6.0	12.0	230		•	•	•		3 NPT	1300		
	UA1000	5	1000	1470	1070	1573	7.5	15.0	230		•	•	•		3 NPT	1400		
	UA1200	6	1200	1764	1284	1887	9.0	18.0	150		•	•	•		3 NPT	1500		
	UA1600	7-1/2	1600	2352	1712	2517	11.25	22.5	150		•	•	•		4 NPT	C/F		
	UA1750	10	1750	2100	1873	2247	15.0	30.0	150		•	•	•		4 NPT	C/F		
UA2000	10	2000	2940	2140	3146	15.0	30.0	150		•	•	•		4 NPT	C/F			

### How to Order

#### Voltage Options:

A = 115/1/60  
 B = 208-230/1/60 - 220-240/1/50  
 C = 208-230/3/60 - 220-240/3/50  
 D = 460/3/60  
 E = 575/3/60

#### Deluxe Options:

F = Electronic Control Panel Upgrade (100 - 2000 models only)  
 G = Refrigerant Discharge gauge (20-75 models only)  
 H = High Temperature Warning light (all models)  
 J = Air In/Out temperature gauge (20 - 2000 models only)

K = Air In/Out Pressure Gauge (20 - 2000 models only)  
 L = High/Low Refrig. Pressure Cut Out Switch (std. on 3 phase)  
 M = Electronic Auto Drain (10 - 75 models only) Standard on other models  
 N = Nema-4 Electrical  
 O = Roto-Pak Filtration  
 P = Ambient Air Filter (all models)  
 R = Recip-Pak Filtration  
 Q = Oilless-Pak Filtration  
 T = Three Valve Bypass  
 U = Leg Kit (10 - 75 single phase models only)

V = Wall Mount Brackets (10 - 45 models only)  
 W = Water cooled Condensator (55 - 2000 models only)  
 Z = Zero Loss Drain (75 - 2000 models only)

#### Example Model #:

UA1000 - DFZ

#### Description:

1000 SCFM UA Series Refrigerated Dryer with 460/3/60 voltage, Upgraded Electronic Control Panel, with Zero Loss Drain.

For options not shown please consult factory

#### Notes:

- NEMA 1 construction is standard, other NEMA designs are available
- Consult factory for models with higher maximum working pressures
- Dryers specified to operate at 50Hz must be de-rated by 16%

# Electronic Drains

Standard Electronic, Motorized Ball Valve, and Zero Air Loss



EVT Series



EBV Series



ZLD Series

## Application

All series of the electronic drains remove condensate automatically from compressed air dryers, receivers, drip legs, filters, and other pneumatic components. Ultra Air offers three series to best fit the requirements and specifications of each application.

- **EVT Series:** applications (CE)
- **EBV Series:** medium to heavy duty applications (CE)
- **ZLD Series:** Light to heavy duty applications with zero air loss (CE, UL, CUL)

### EVT Series Features:

- Direct acting valve design
- Viton™ seals in the valve to ensure long life and resistance to synthetic oils
- O-Ring seals on timer cycle adjusters to ensure weatherproof sealing IP65
- Fully automatic - No maintenance
- Manual TEST switch
- CE tested, UL recognized
- Compact design

### EBV Series Features:

- Motorized ball valve design
- Microprocessor controlled
- External push button control
- 10 options for control of open and close cycles
- Anti-blockage feature protecting the gearing mechanism from possible damage
- Power backup
- LED indication for valve OPEN
- LCD to displays selected program

### ZLD Series Features:

- Direct acting valve design
- Monitors the presence of condensate continuously ensuring no air loss
- Top and bottom condensate inlet connections
- NEMA 4
- Viton™ valve seals

Model #	Description	Max Pressure	Temp. Range	Max. Drainage Capacity
EVT-1	1/4 NPT, 115V AC Electronic Drain Valve	230 PSI	35 F - 190 F	12 gallons of condensate/hour
EVT-2	1/4 NPT, 230V AC Electronic Drain Valve	230 PSI	35 F - 190 F	12 gallons of condensate/hour
EVT-3	3/8 NPT, 115V AC Electronic Drain Valve	230 PSI	35 F - 190 F	12 gallons of condensate/hour
EVT-4	3/8 NPT, 230V AC Electronic Drain Valve	230 PSI	35 F - 190 F	12 gallons of condensate/hour
EVT-5	1/2 NPT, 115V AC Electronic Drain Valve	230 PSI	35 F - 190 F	12 gallons of condensate/hour
EVT-6	1/2 NPT, 230V AC Electronic Drain Valve	230 PSI	35 F - 190 F	12 gallons of condensate/hour
EBV44-1	1/2 NPT, 115 V AC Motorized Ball Valve Drain	720 PSI	35 F - 140 F	125 gallons of condensate/hour
EBV44-2	1/2 NPT, 230 V AC Motorized Ball Valve Drain	720 PSI	35 F - 140 F	125 gallons of condensate/hour
EBV44-3	3/4 NPT, 115 V AC Motorized Ball Valve Drain	720 PSI	35 F - 140 F	125 gallons of condensate/hour
EBV44-4	3/4 NPT, 230 V AC Motorized Ball Valve Drain	720 PSI	35 F - 140 F	125 gallons of condensate/hour
EBV44-5	1 NPT, 115 V AC Motorized Ball Valve Drain	720 PSI	35 F - 140 F	125 gallons of condensate/hour
EBV44-6	1 NPT, 230 V AC Motorized Ball Valve Drain	720 PSI	35 F - 140 F	125 gallons of condensate/hour
ZLD -5	1/2 NPT, 115V AC Zero Loss Drain	230 PSI	35 F - 140 F	80 gallons of condensate/hour
ZLD -6	1/2 NPT, 230V AC Zero Loss Drain	230 PSI	35 F - 140 F	80 gallons of condensate/hour

# Ultra Air Refrigerated Dryers

## Featured Products



### **UDR Series High Temperature Refrigerated Air Dryer**

- Available in sizes 20 – 150 SCFM
- Designed to accept 180° F inlet temperatures
- Standard 0.3 micron pre-filtration w/ electronic drain valve
- Standard ambient air filter
- Standard one-year warranty w/ five-year heat exchanger warranty
- U.S and Canadian U.L. approved



### **UA201 Series Refrigerated Air Dryer**

- Available in sizes 10 – 2000 SCFM
- High efficiency 316 stainless steel heat exchanger
- Includes 1 micron pre-filtration
- Standard electronic drain valves
- Standard two-year warranty w/ five year parts warranty
- U.S and Canadian U.L. approved



### **UA301 Series Thermal Mass Cycling Air Dryer**

- Available in sizes 100 – 2000 SCFM
- Thermal mass, forced convection design
- Standard suction and discharge gauges
- Standard electronic control panel
- Includes 1 micron pre-filtration
- Standard zero loss drain
- Standard two-year warranty w/ five-year parts warranty
- U.S and Canadian U.L. approved



### **LFT, LFE, LFA Series Regenerative Air Dryer**

- Available in sizes 25 – 5000 SCFM
- Available as heatless, externally heated, externally heated blower purge
- Lifetime warranty on inlet and purge valves (25 – 620 SCFM)
- Standard -40° F or optional -100° F dew point
- Optional Econo-Purge Energy Management System
- Standard one-year warranty or three-year with optional Ultra Pak Filtration
- Specials available by contacting factory



### **ASME Filters**

- Available in sizes 3" NPTF – 16" Flange
- 6 grades of elements to choose from
- Available in either a floor standing or inline "T" type model
- Various drains available



### **Delta Series Premium Filtration**

- Available in sizes 1/4 – 3 NPTF or BSPP
- High pressure and high temperature (250 PSIG / 250° F)
- Available as a water separator, particulate, coalescing, or adsorbing filters
- Dual reinforced elements with metal end caps
- Oversized elements allow for high flow



### **Aftercoolers**

- Available in sizes 20 – 3500 SCFM
- Available in an air-cooled or water-cooled model
- High performance core
- Economical operation



### **Electronic Drains (Standard Electronic, Motorized Ball Valve, and Zero Air Loss)**

- Available in sizes 1/4" – 1" NPTF
- Available in 24 V DC, 115 V AC and 230 V AC
- All come standard with manual override



### **OEM Replacement Filter Elements**

- We manufacture direct replacement elements for over 50 OEM's

**NUMATICS®**

**Ultra-Air Products**

3309 John Conley Drive  
Lapeer, Michigan 48446

**(810) 667-6800**

Fax (810) 667-3902

**Numatics Incorporated**

1450 North Milford Road  
Highland, Michigan 48357-4560

**(248) 887-4111**

Fax (248) 887-9190

LTUASERIES-1