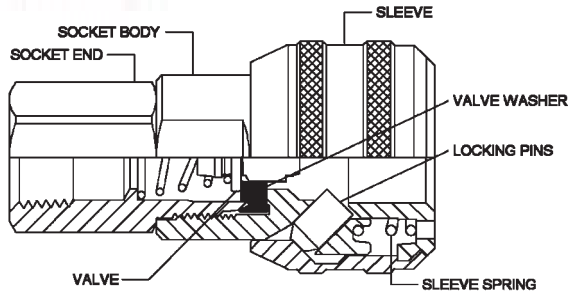


3000/4000/5000/6000 Industrial Interchange



Industrial Interchange Pin Lock Couplings designed for compressed air, gases, and liquids. Body sizes are 1/4", 3/8", 1/2" and 3/4".

Features

- The original automatic one-way shutoff coupling designed by Hansen—The Industry Standard
- Rugged, reliable
- Easy, automatic, push-to-connect design provides instantaneous connection and disconnection of lines, plus automatic shut-off of socket end of line
- 1/4" and 1/2" sockets accept MIL-C-4109 plug
- Optional sleeve lock prevents accidental disconnection
- Optional seal and valve materials available

Standard Materials

- Socket
 - Brass Body
 - Zinc Plated Steel Valve
 - Buna-N (Nitrile) Seal
 - Stainless Steel Springs
 - Stainless Steel Locking Pins
- Plug
 - Zinc Plated Case-Hardened Steel (All Sizes)
 - Brass (All Sizes)
 - Stainless Steel (Series 3000)

Accessories

- Dust caps and dust plugs (See page 66)

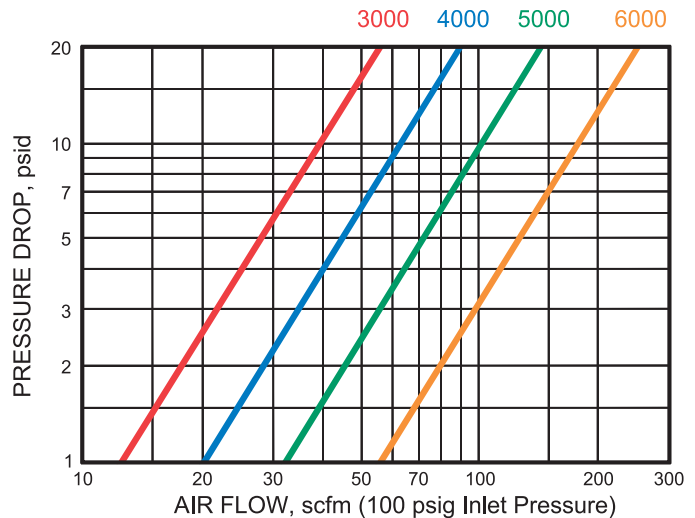
Rated Pressure

Series	Size	PSI	BAR
3000	1/4"	2,000	138
4000	3/8"	1,000	69
5000	1/2"	500	35
6000	3/4"	220	15

Flow Capacity

Series	†Ac
3000	28
4000	45
5000	72
6000	125

† Air flow (scfm) with 5 psi pressure drop and 100 psig inlet pressure



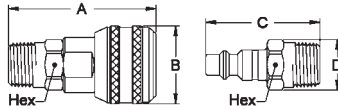
Series 3000 1/4" Nominal

SOCKETS

PLUGS

Part No.	Thread	Dimensions		
		A	B	HEX
2900	1/8-27 NPTF	2.11	1.19	0.69
3100	1/4-18 NPTF	2.26	1.19	0.69
3300	3/8-18 NPTF	2.26	1.19	0.69
3000-43	7/16-20*	2.20	1.19	0.69
3000-63	5/8-18*	2.33	1.19	0.69

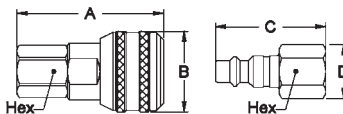
Male End Connections



Part No.	Thread	Dimensions		
		C	D	HEX
10	1/4-18 NPTF	1.75	0.65	0.56
10C§	1/4-18 NPTF	1.75	0.65	0.56
10G†	1/4-18 NPTF	1.75	0.65	0.56
12	1/8-27 NPTF	1.59	0.58	0.50
12G†	1/8-27 NPTF	2.38	0.77	0.69
14	3/8-18 NPTF	1.75	0.79	0.69
14G†	3/8-18 NPTF	2.53	0.77	0.69
10-43	7/16-20*	1.69	0.58	0.50
Brass				
B-10	1/4-18 NPTF	1.75	0.64	0.56
Stainless				
LL-10	1/4-18 NPTF	1.75	0.65	0.56

Part No.	Thread	Dimensions		
		A	B	HEX
2800	1/8-27 NPTF	1.95	1.19	0.69
3000	1/4-18 NPTF	2.17	1.19	0.69
3200	3/8-18 NPTF	2.23	1.19	0.75

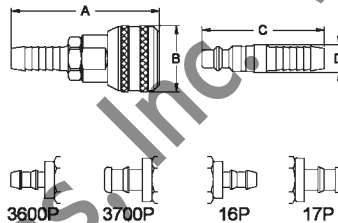
Female End Connections



Part No.	Thread	Dimensions		
		C	D	HEX
11	1/4-18 NPTF	1.63	0.79	0.69
11G†	1/4-18 NPTF	2.44	0.77	0.69
13	1/8-27 NPTF	1.47	0.65	0.56
15	3/8-18 NPTF	1.69	0.94	0.81
Brass				
11B	1/4-18 NPTF	1.63	0.78	0.69
Stainless				
LL-11	1/4-18 NPTF	1.63	0.79	0.69

Part No.	Hose I.D.	Dimensions	
		A	B
3600	1/4"	2.70	1.19
3600P‡	1/4"	2.48	1.19
3700	3/8"	2.69	1.19
3700P‡	3/8"	2.58	1.19
3800	5/16"	2.70	1.19

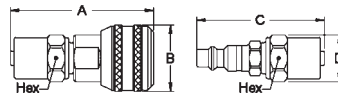
Hose Stem End Connections



Part No.	Hose I.D.	Dimensions	
		C	D
16	1/4"	2.22	0.50
16G†	1/4"	2.97	0.77
16P‡	1/4"	2.00	0.69
16PG†	1/4"	2.75	0.77
17	3/8"	2.31	0.50
17G†	3/8"	2.96	0.77
17P‡	3/8"	2.06	0.87
17PG††	3/8"	2.85	0.87
18	5/16"	2.22	0.50
Brass			
B-17	3/8"	2.31	0.50

Part No.	Hose	Dimensions			
		I.D.	O.D.	HEX	
3-SA0	3/16"	7/16"	2.73	1.19	0.56
3-SA3	3/16"	1/2"	2.73	1.19	0.63
3-SB1	1/4"	15/32"	2.79	1.19	0.63
3-SB3	1/4"	1/2"	2.79	1.19	0.63
3-SB5	1/4"	9/16"	2.79	1.19	0.69
3-SB7	1/4"	5/8"	2.79	1.19	0.75
3-SB9	1/4"	11/16"	2.79	1.19	0.81
3-SB11	1/4"	3/4"	2.79	1.19	0.88
3-SC5	5/16"	9/16"	2.86	1.19	0.69
3-SC7	5/16"	5/8"	2.86	1.19	0.75
3-SC9	5/16"	11/16"	2.86	1.19	0.81
3-SD5	3/8"	9/16"	2.92	1.19	0.69
3-SD7	3/8"	5/8"	2.92	1.19	0.75
3-SD9	3/8"	11/16"	2.92	1.19	0.81
3-SD11	3/8"	3/4"	2.92	1.19	0.88
3-SD13	3/8"	13/16"	2.92	1.19	0.94

Hose Clamp End Connections



Part No.	Hose	Dimensions			
		I.D.	O.D.	HEX	
3-PA0	3/16"	7/16"	2.25	0.63	0.56
3-PA3	3/16"	1/2"	2.25	0.70	0.63
3-PB1	1/4"	15/32"	2.31	0.70	0.63
3-PB3	1/4"	1/2"	2.31	0.70	0.63
3-PB5	1/4"	9/16"	2.31	0.77	0.69
3-PB7	1/4"	5/8"	2.31	0.84	0.75
3-PB9	1/4"	11/16"	2.31	0.91	0.81
3-PB11	1/4"	3/4"	2.31	0.98	0.88
3-PC5	5/16"	9/16"	2.38	0.77	0.69
3-PC7	5/16"	5/8"	2.38	0.84	0.75
3-PC9	5/16"	11/16"	2.38	0.91	0.81
3-PD5	3/8"	9/16"	2.44	0.77	0.69
3-PD7	3/8"	5/8"	2.44	0.84	0.75
3-PD9	3/8"	11/16"	2.44	0.91	0.81
3-PD11	3/8"	3/4"	2.44	0.98	0.88
3-PD13	3/8"	13/16"	2.44	1.05	0.94
3-PD15	3/8"	7/8"	2.44	1.12	1.00

*45° Male Flare §With Ball Check †With Bleeder Ball Check – Reduces hose whip when disconnecting. ‡For use with push-on style hose.

How to build a socket part number with options:

- Notes:
- 1) Some part numbers may be subject to minimum order quantities.
 - 2) Options not shown may be available by special quotation. Consult your Hansen distributor.

Example: **3000 - BV - SL - 143**

Standard Part Number from Socket Tables Above

Valve Material:
BV = Brass
LLV = 303 Stainless Steel

Seal Material:
138 = Silicone
143 = Viton
192 = EPDM

SL = Sleeve Lock

All dimensions in inches.

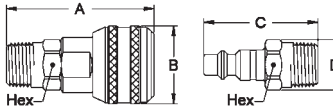
Series 4000 3/8" Nominal

SOCKETS

PLUGS

Part No.	Thread Size	Dimensions		
		A	B	HEX
4100-A	1/8-27 NPTF	2.20	1.38	0.88
4100	1/4-18 NPTF	2.35	1.38	0.88
4300	3/8-18 NPTF	2.35	1.38	0.88
4500	1/2-14 NPTF	2.54	1.38	0.88

Male End Connections



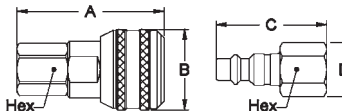
Part No.	Thread Size	Dimensions		
		C	D	HEX
38	1/8-27 NPTF	1.72	0.72	0.63
40	1/4-18 NPTF	1.88	0.72	0.63
40G†	1/4-18 NPTF	2.65	0.77	0.69
42	3/8-18 NPTF	1.88	0.79	0.69
42G†	3/8-18 NPTF	2.65	0.77	0.69
44	1/2-14 NPTF	2.09	1.01	0.88

Brass

B-40	1/4-18 NPTF	1.88	0.70	0.63
B-42	3/8-18 NPTF	1.88	0.77	0.69

Part No.	Thread Size	Dimensions		
		A	B	HEX
4000-A	1/8-27 NPTF	2.10	1.38	0.88
4000	1/4-18 NPTF	2.10	1.38	0.88
4200	3/8-18 NPTF	2.35	1.38	0.88
4400	1/2-14 NPTF	2.62	1.38	1.00

Female End Connections



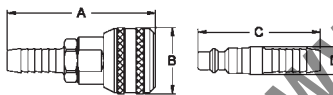
Part No.	Thread Size	Dimensions		
		C	D	HEX
41	1/4-18 NPTF	1.63	0.79	0.69
41G†	1/4-18 NPTF	2.56	0.77	0.69
43	3/8-18 NPTF	1.81	0.94	0.81
43G†	3/8-18 NPTF	2.62	0.84	0.75
45	1/2-14 NPTF	2.06	1.15	1.00

Brass

B-43	3/8-18 NPTF	1.81	0.91	0.81
------	-------------	------	------	------

Part No.	Hose I.D.	Dimensions	
		A	B
40400	1/4"	2.82	1.38
40500	5/16"	2.82	1.38
40600	3/8"	2.82	1.38
40800	1/2"	2.92	1.38

Hose Stem End Connections



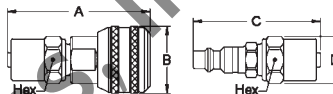
Part No.	Hose I.D.	Dimensions	
		C	D
404	1/4"	2.34	0.63
406	3/8"	2.34	0.63
408	1/2"	2.34	0.81

Brass

B-406	3/8"	2.34	0.63
-------	------	------	------

Part No.	Hose		Dimensions		
	I.D.	O.D.	A	B	HEX
4-SB3	1/4"	1/2"	2.92	1.38	0.63
4-SB5	1/4"	9/16"	2.92	1.38	0.69
4-SB7	1/4"	5/8"	2.92	1.38	0.75
4-SB9	1/4"	11/16"	2.92	1.38	0.81
4-SB11	1/4"	3/4"	2.92	1.38	0.88
4-SC7	5/16"	5/8"	2.98	1.38	0.75
4-SD5	3/8"	9/16"	3.04	1.38	0.69
4-SD7	3/8"	5/8"	3.04	1.38	0.75
4-SD9	3/8"	11/16"	3.04	1.38	0.81
4-SD11	3/8"	3/4"	3.04	1.38	0.88
4-SD15	3/8"	7/8"	3.04	1.38	1.00
4-SP13	1/2"	13/16"	3.67	1.38	0.94
4-SP15	1/2"	7/8"	3.67	1.38	1.00
4-SP17	1/2"	15/16"	3.67	1.38	1.06
4-SP19	1/2"	1"	3.67	1.38	1.13

Hose Clamp End Connections



Part No.	Hose		Dimensions		
	I.D.	O.D.	C	D	HEX
4-PB1	1/4"	15/32"	2.44	0.70	0.63
4-PB3	1/4"	1/2"	2.44	0.70	0.63
4-PB5	1/4"	9/16"	2.44	0.77	0.69
4-PB7	1/4"	5/8"	2.44	0.84	0.75
4-PB9	1/4"	11/16"	2.44	0.91	0.81
4-PB11	1/4"	3/4"	2.44	0.98	0.88
4-PD5	3/8"	9/16"	2.56	0.77	0.69
4-PD7	3/8"	5/8"	2.56	0.84	0.75
4-PD9	3/8"	11/16"	2.56	0.91	0.81
4-PD11	3/8"	3/4"	2.56	0.98	0.88
4-PD13	3/8"	13/16"	2.56	1.05	0.94
4-PD15	3/8"	7/8"	2.56	1.12	1.00
4-PP13	1/2"	13/16"	3.25	1.05	0.94
4-PP15	1/2"	7/8"	3.25	1.12	1.00
4-PP17	1/2"	15/16"	3.25	1.19	1.06
4-PP19	1/2"	1"	3.25	1.26	1.13

†With Bleeder Ball Check – Reduces hose whip when disconnecting.

How to build a socket part number with options:

- Notes:
- 1) Some part numbers may be subject to minimum order quantities.
 - 2) Options not shown may be available by special quotation. Consult your Hansen distributor.

Example: 4000 - BV - SL - 143

Standard Part Number
from Socket Tables Above

Valve Material:
BV = Brass
LLV = 303 Stainless Steel

Seal Material:
138 = Silicone
143 = Viton
192 = EPDM

SL = Sleeve Lock

All dimensions in inches.

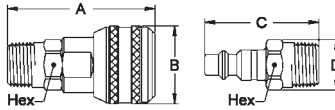
Series 5000 1/2" Nominal

SOCKETS

PLUGS

Part No.	Thread Size	Dimensions		
		A	B	HEX
50100	1/4-18 NPTF	2.78	1.50	1.00
5100	3/8-18 NPTF	2.79	1.50	1.00
5300	1/2-14 NPTF	2.98	1.50	1.00
5500	3/4-14 NPTF	2.98	1.50	1.06

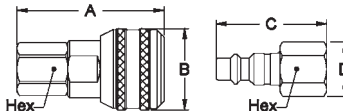
Male End Connections



Part No.	Thread Size	Dimensions		
		C	D	HEX
50	1/4-18 NPTF	2.25	0.79	0.69
50G†	1/4-18 NPTF	2.90	0.98	0.88
52	3/8-18 NPTF	2.25	0.87	0.75
52G†	3/8-18 NPTF	2.90	0.98	0.88
54	1/2-14 NPTF	2.44	1.01	0.88
54G†	1/2-14 NPTF	3.09	0.98	0.88
56	3/4-14 NPTF	2.50	1.23	1.06
56G†	3/4-14 NPTF	3.14	1.19	1.06
Brass				
B-52	3/8-18 NPTF	2.25	0.70	0.63
B-54	1/2-14 NPTF	2.44	0.77	0.69

Part No.	Thread Size	Dimensions		
		A	B	HEX
5000-A	1/4-18 NPTF	2.72	1.50	1.00
5000	3/8-18 NPTF	2.79	1.50	1.00
5200	1/2-14 NPTF	3.07	1.50	1.00
5400	3/4-14 NPTF	3.10	1.50	1.19

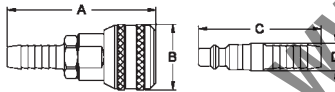
Female End Connections



Part No.	Thread Size	Dimensions		
		C	D	HEX
53-A	1/4-18 NPTF	1.92	0.79	0.69
53	3/8-18 NPTF	2.06	0.94	0.81
53G†	3/8-18 NPTF	2.90	0.98	0.88
55	1/2-14 NPTF	2.34	1.15	1.00
55G†	1/2-14 NPTF	3.17	0.98	0.88
57	3/4-14 NPTF	2.44	1.37	1.19

Part No.	Hose I.D.	Dimensions	
		A	B
50400	1/4"	3.26	1.50
50500	5/16"	3.29	1.50
5700	3/8"	3.33	1.50
5800	1/2"	3.25	1.50
5900	3/4"	4.10	1.50

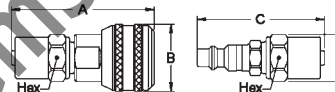
Hose Stem End Connections



Part No.	Hose I.D.	Dimensions	
		C	D
585	5/16"	2.66	0.69
585G†	5/16"	3.37	0.98
59	3/8"	2.66	0.69
59G†	3/8"	3.37	0.98
60	1/2"	2.66	0.75
60G†	1/2"	3.37	0.98
61	3/4"	3.50	1.00
61G†	3/4"	4.22	0.98
Brass			
B-60	1/2"	2.75	0.88

Part No.	Hose		Dimensions		
	I.D.	O.D.	A	B	HEX
5-SD5	3/8"	9/16"	3.50	1.50	0.69
5-SD7	3/8"	5/8"	3.50	1.50	0.75
5-SD9	3/8"	11/16"	3.50	1.50	0.81
5-SD11	3/8"	3/4"	3.50	1.50	0.88
5-SD13	3/8"	13/16"	3.50	1.50	0.94
5-SD15	3/8"	7/8"	3.50	1.50	1.00
5-SP13	1/2"	13/16"	4.10	1.50	0.94
5-SP15	1/2"	7/8"	4.10	1.50	1.00
5-SP17	1/2"	15/16"	4.10	1.50	1.06
5-SP19	1/2"	1"	4.10	1.50	1.13
5-SR23	3/4"	1-1/8"	4.23	1.50	1.25
5-SR25	3/4"	1-3/16"	4.23	1.50	1.31
5-SR27	3/4"	1-1/4"	4.23	1.50	1.38

Hose Clamp End Connections



Part No.	Hose		Dimensions		
	I.D.	O.D.	C	D	HEX
5-PB1	1/4"	15/32"	2.81	0.70	0.63
5-PB3	1/4"	1/2"	2.81	0.70	0.63
5-PB5	1/4"	9/16"	2.81	0.77	0.69
5-PB7	1/4"	5/8"	2.81	0.84	0.75
5-PD5	3/8"	9/16"	2.94	0.77	0.69
5-PD7	3/8"	5/8"	2.94	0.84	0.75
5-PD9	3/8"	11/16"	2.94	0.91	0.81
5-PD11	3/8"	3/4"	2.94	0.98	0.88
5-PD13	3/8"	13/16"	2.94	1.05	0.94
5-PD15	3/8"	7/8"	2.94	1.12	1.00
5-PP13	1/2"	13/16"	3.62	1.05	0.94
5-PP15	1/2"	7/8"	3.62	1.12	1.00
5-PP17	1/2"	15/16"	3.62	1.19	1.06
5-PP19	1/2"	1"	3.62	1.26	1.13
5-PR23	3/4"	1-1/8"	3.75	1.40	1.25
5-PR25	3/4"	1-3/16"	3.75	1.47	1.31
5-PR27	3/4"	1-1/4"	3.75	1.54	1.38

†With Bleeder Ball Check – Reduces hose whip when disconnecting.

How to build a socket part number with options:

- Notes:
- 1) Some part numbers may be subject to minimum order quantities.
 - 2) Options not shown may be available by special quotation. Consult your Hansen distributor.

Example: 5000 - BV - SL - 143

Standard Part Number
from Socket Tables Above

Valve Material:
BV = Brass
LLV = 303 Stainless Steel

Seal Material:
143 = Viton
192 = EPDM

SL = Sleeve Lock

All dimensions in inches.

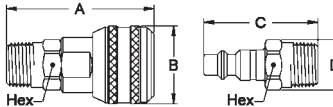
Series 6000 3/4" Nominal

SOCKETS

PLUGS

Part No.	Thread Size	Dimensions		
		A	B	HEX
6300	1/2-14 NPTF	2.94	1.88	1.31
6500	3/4-14 NPTF	2.94	1.88	1.31
6700	1-11 1/2 NPTF	3.13	1.88	1.31

Male End Connections



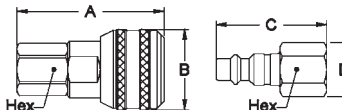
Part No.	Thread Size	Dimensions		
		C	D	HEX
64A	1/2-14 NPTF	2.31	1.15	1.00
64GA†	1/2-14 NPTF	3.26	1.12	1.00
66A	3/4-14 NPTF	2.38	1.23	1.06
66GA†	3/4-14 NPTF	3.26	1.19	1.06
68A	1-11 1/2 NPTF	2.56	1.52	1.31

Brass

B-64A	1/2-14 NPTF	2.31	1.12	1.00
B-66A	3/4-14 NPTF	2.38	1.19	1.06

Part No.	Thread Size	Dimensions		
		A	B	HEX
6200	1/2-14 NPTF	2.85	1.88	1.31
6400	3/4-14 NPTF	3.00	1.88	1.31
6600	1-11 1/2 NPTF	3.19	1.88	1.56

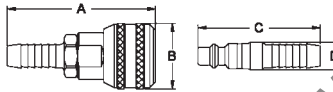
Female End Connections



Part No.	Thread Size	Dimensions		
		C	D	HEX
65A	1/2-14 NPTF	2.22	1.15	1.00
65GA†	1/2-14 NPTF	3.35	1.12	1.00
67A	3/4-14 NPTF	2.22	1.37	1.19
67GA†	3/4-14 NPTF	3.38	1.33	1.19
69A	1-11 1/2 NPTF	2.41	1.80	1.56

Part No.	Thread Size	Dimensions	
		A	B
6800	1/2"	3.21	1.88
6900	3/4"	4.06	1.88
7000	1"	4.07	1.88

Hose Stem End Connections



Part No.	Hose I.D.	Dimensions	
		C	D
70A	1/2"	2.53	0.94
70GA†	1/2"	3.53	1.12
71A	3/4"	3.44	1.06
71GA†	3/4"	4.38	1.12
72A	1"	3.44	1.31

Brass

B-71A	3/4"	3.44	1.06
-------	------	------	------

†With Bleeder Ball Check - Reduces hose whip when disconnecting.

How to build a socket part number with options:

- Notes:
- 1) Some part numbers may be subject to minimum order quantities.
 - 2) Options not shown may be available by special quotation. Consult your Hansen distributor.

Example: 6000 - BV - SL - 143

Standard Part Number
from Socket Tables Above

Valve Material:
BV = Brass


Seal Material:
143 = Viton

SL = Sleeve Lock

All dimensions in inches.

Series P-30 & P-40

Industrial Interchange



Industrial Interchange Plastic Quick Connect Couplings designed for compressed air. Body sizes are 1/4" and 3/8".

Features

- Plastic socket body and plug
- Light-weight
- Less likely to damage painted or easily dented surfaces than metal couplings
- Easy, automatic, push-to-connect design provides instantaneous connection and disconnection of lines, plus automatic shut-off of socket end of line
- 1/4" socket accepts MIL-C-4109 plugs

Standard Materials

- Socket
 - Acetal Body
 - Polypropylene Sleeve
 - Zinc Plated Steel Valve
 - Buna-N (Nitrile) Seal
 - Stainless Steel Springs
- Plug
 - Acetal
 - Series P-30 accepts all Series 3000 plugs
 - Series P-40 accepts all Series 4000 plugs

Rated Pressure

Series	Size	PSI	BAR
P-30	1/4"	150	10
P-40	3/8"	150	10

* At temperatures up to 125°

Flow Capacity

Series	†Ac
P-30	28
P-40	45

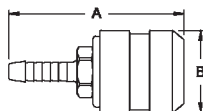
† Air flow (scfm) with 5 psi pressure drop and 100 psig inlet pressure

Air-Oil Systems, Inc. www.airoil.com

Sockets

Hose Stem End Connections

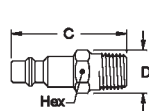
Part No.	Hose I.D.	Dimensions	
		A	B
P4-30S-25H	1/4"	2.66	1.25
P7-40S-37H	3/8"	2.82	1.44



Plugs

Male End Connections

Part No.	Thread Size	Dimensions		
		C	D	HEX
P4-30P-25M	1/4-18 NPTF	1.75	0.65	0.56
P7-40P-37M	3/8-18 NPTF	1.88	0.79	0.69



All dimensions in inches.